

Settings

1



FUNC

2



Tilt units

Distance units

Beep

Digital level

Keypad lock

Bluetooth® Smart, WLAN

Tilt calibration

Favorites

Illumination

Date and Time

Compass adjustment

Touch screen

Offset

Reset

Information

Levelling alert

Personalized favorites


1



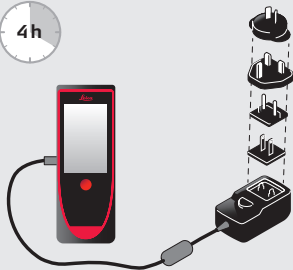
2



3



Charging



Operation

1



ON

2



Measure

3



2 sec.

OFF

Smart Base



Overview

- 1 Status Bar/Level
- 2 Reference
- 3 Active Function
- 4 Main Line (Result)
- 5 Selection keys linked to the symbol above
- 6 ON/DIST
- 7 Pointfinder (viewscreen)
- 8 Function Screen
- 9 Navigation
- 10 Clear/Off
- 11 Add/Subtract

Unlock keypad

1



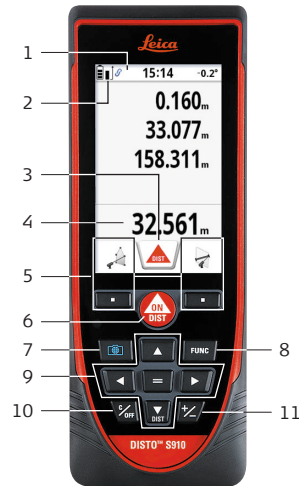
2



Within 2 sec.

Quick Start


Leica DISTO™ S910



- when it has to be **right**

Leica
Geosystems

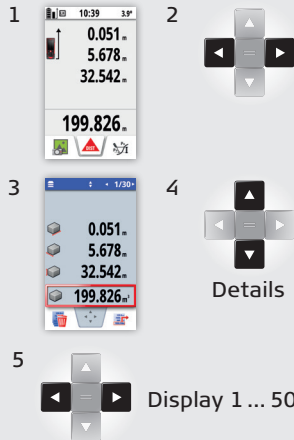
(Navigate) Functions



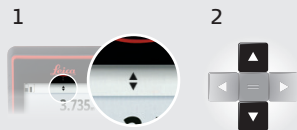
Reference/settings



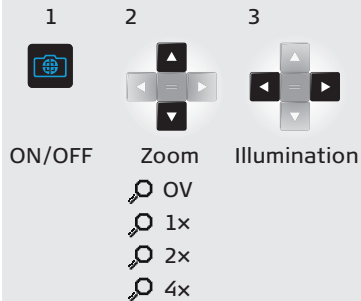
Memory



More results



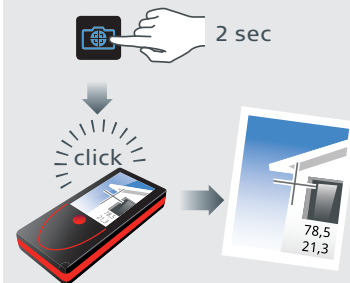
Pointfinder



Take photo



Take screen shot



www.disto.com/manuals

User Manual:



LASER
2



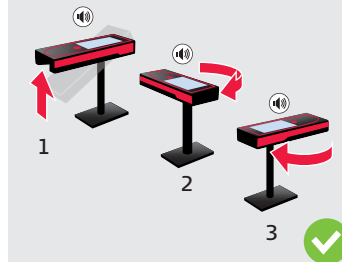
EC 60825-1:2014 λ=620-670nm Pavg=0.95mw Ipr=>400ps

Laser class 2 in acc. with IEC 60825-1



SAP. No. 808 169a

Levelling



Helpfunctions

